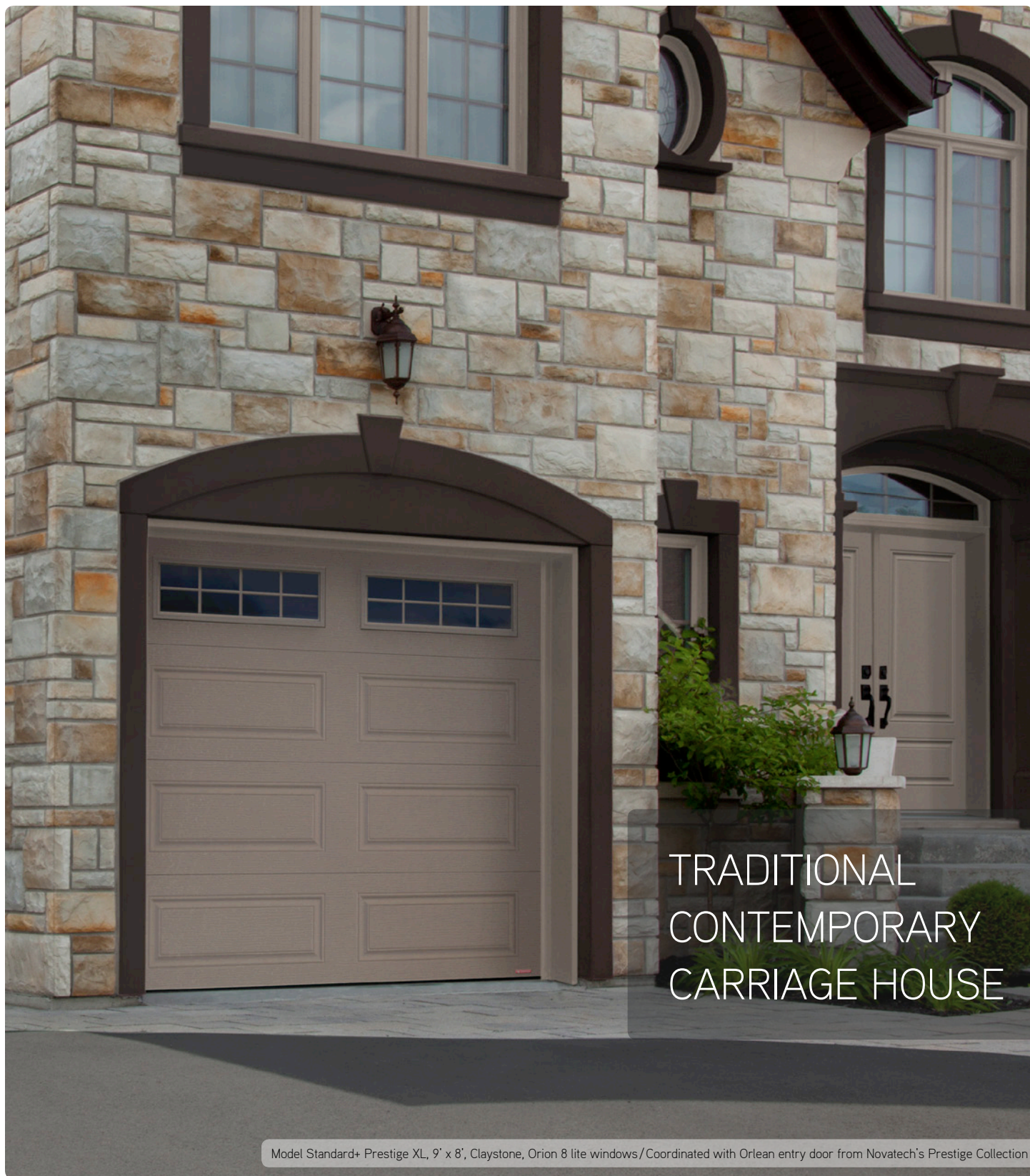


Standard+

STEEL THICKNESS: 1 3/4" POLYURETHANE, R-16



Every detail guaranteed™



TRADITIONAL
CONTEMPORARY
CARRIAGE HOUSE

Model Standard+ Prestige XL, 9' x 8', Claystone, Orion 8 lite windows/Coordinated with Orlean entry door from Novatech's Prestige Collection


WHY HAVE MORE THAN
1.7 MILLION GARAGA
DOORS BEEN INSTALLED
SINCE 1983?



Model Standard+ Shaker CC, 9' x 7', Ice White

SUPERIOR PERFORMANCE

Get a product that exceeds your expectations. Our garage doors, inspired by Canada's severe weather, are **energy efficient** as they are first and foremost weathertight. They are **strong** and constructed with long-lasting components, rigorously selected to give a flawless finish, both up close and at a distance.



ONE OF THE LARGEST SELECTIONS IN THE INDUSTRY

With nearly **14,000 possible combinations**, you are sure to find the garage door you are looking for. Select style, color and much more by visiting **garaga.com/designcentre**. There, you can create and view online the perfect door to enhance your house and be assured you're making the best decision.



A PICTURE IS WORTH A THOUSAND WORDS

So that you can make an informed decision, all the options you want can be **quickly** calculated then presented to you in a **clear, illustrated quotation**. Once your garage door has been chosen, your quotation is automatically transmitted to our factory to be **precisely custom-crafted**.



Model Standard+ North Hatley LP, 10' x 7', American Walnut, Orion 4 vertical lite windows

TRADITIONAL

Standard+

STEEL THICKNESS: 1 3/4" POLYURETHANE, R-16

MODEL PATTERNS AND LAYOUTS

PRESTIGE (40 1/2" x 15")



AVAILABLE
SPRING 2016

SHAKER (21" x 15")




AVAILABLE
SUMMER 2016

CLASSIC (21" x 13" and 40" x 13")



9' x 7'




Prestige XL

16' x 7'




Prestige XL

9' x 7'



Shaker CC

16' x 7'



Shaker CC

9' x 7'




Classic CC

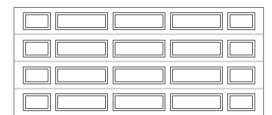
16' x 7'



Classic CC



Classic MIX



Classic MIX



Classic XL




Classic XL

Novatech

Match your Prestige garage door with an entry door from Novatech's Prestige Collection.

COLORS


STANDARD




Ice White



Desert Sand



Claystone



Dark Sand



Moka Brown


PREMIUM



Charcoal



Evergreen



American Walnut



Black



Visit garaga.com/gentek to see Gentek's equivalent aluminum capping.

FOR A CONTEMPORARY LOOK, ADD A WINDOW LAYOUT



Model Standard+ Classic CC, 10' x 8', Moka Brown, window layout: Right-side Harmony

SIZES

Widths from 8' to 18', in 1" increments. Heights from 6'6" to 8', in 3" increments. See your garage door dealer for more details on oversized doors available.


WARRANTY

Door sections: limited lifetime
Dura+ hardware: 2 years

Windows: 10 years against seal defects
Weatherstripping: 1 year



Model Standard+ Prestige XL, 9' x 8', Moka Brown, Cachet Windows/Coordinated with Orlean entry door with Cachet stained glass from Novatech's Prestige Collection



Model Standard+ Classic XL, 9' x 7', Black, Orion 8 lite windows



Model Standard+ Classic CC, 8' x 7', Ice White, Orion 4 lite windows

CONTEMPORARY

Standard+

STEEL THICKNESS: 1 3/4" POLYURETHANE, R-16

MODEL PATTERNS AND LAYOUTS

VOG (40" x 1 1/4")



AVAILABLE
SPRING 2016

9' x 7'

16' x 7'



Vog



Vog

MODERNO (3/16" continuous lines)



9' x 7'


16' x 7'



Moderno Multi

Moderno Multi

GROOVED (1" continuous lines)



9' x 7'

16' x 7'



Grooved



Grooved

FLUSH



9' x 7'

16' x 7'




Flush

Flush

Novatech

Match your Vog garage door with a Vog entry door from Novatech's Design Collection.




Moderno 2 beads

Moderno 2 beads

COLORS


STANDARD



Ice White



Desert Sand



Claystone



Dark Sand



Moka Brown

PREMIUM



Charcoal



Evergreen



Black



Visit garaga.com/gentek to see Gentek's equivalent aluminum capping.

ADD A WINDOW LAYOUT



Model Standard+ Moderno Multi, 16' x 7', Ice White, window layout: Left-side Harmony

SIZES

Widths from 8' to 18', in 1" increments. Heights from 6'6" to 8', in 3" increments. See your garage door dealer for more details on oversized doors available.

WARRANTY

Door sections: limited lifetime
Dura+ hardware: 2 years

Windows: 10 years against seal defects
Weatherstripping: 1 year



CARRIAGE HOUSE

Standard+

STEEL THICKNESS: 1 3/4" POLYURETHANE, R-16


MODEL PATTERNS AND LAYOUTS

NORTH HATLEY (19 3/4" x 15" grouped by 2 and 40 1/2" x 15")



9' x 7'

16' x 7'



North Hatley SP



North Hatley SP



North Hatley LP



North Hatley LP


SHAKER (8 1/2" x 14" grouped by 4)




AVAILABLE
SUMMER 2016

9' x 7'

16' x 7'




Shaker XS



Shaker XS

COLORS

STANDARD



Ice White



Desert Sand



Claystone



Dark Sand



Moka Brown


PREMIUM



Charcoal



Evergreen



American Walnut



Black



GENTEK
GENTEK BUILDING PRODUCTS

Visit garaga.com/gentek to see Gentek's equivalent aluminum capping.

DECORATIVE HARDWARE

HANDMADE WROUGHT IRON TEXTURE



Lis



Door knockers

SLIGHTLY BUMPY TEXTURE



Standard



Cottage

SIZES

Widths from 8' to 18', in 1" increments. Heights from 6'6" to 8', in 3" increments. See your garage door dealer for more details on oversized doors available.

WARRANTY


Door sections: limited lifetime
Dura+ hardware: 2 years

Windows: 10 years against seal defects
Weatherstripping: 1 year




WINDOWS (21" X 13" OR 40" X 13") ¹

STAINED GLASS



Cachet

PRINTING PROCESS




Empire



Caprice

THERMACRYSTAL



Manchester




Nottingham

TYPES OF GLASS



Azur



Masterline



Clear



Glue Chip



Satin

ORION



4 lites



6 lites



4 vertical lites



8 lites

PLASTIC INSERTS



Stockton



Prairie



Cathedral



Sherwood



Cascade



Waterton



Richmond



Williamsburg[†]



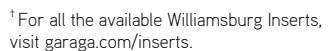
Richmond Arch



Williamsburg[†]



Bellevue



[†] For all the available Williamsburg Inserts, visit garaga.com/inserts.

COORDINATES WITH

Novatech

Garaga is proud to collaborate with entry door manufacturer, Novatech, so we can offer you products that go together perfectly.

Visit garaga.com/novatech to see what coordinates with our garage doors and windows.



WINDOW LAYOUTS



Left-side Harmony



Outer Harmony



Double-right Harmony

Visit our site at garaga.com/windowlayouts to see all the available options.

¹ To see what size windows are available for each garage door model, visit garaga.com/designcentre.

GARAGA CONSTRUCTION MAKES ALL THE DIFFERENCE



RUGGED & DURABLE



THERMALLY EFFICIENT



REFINED DESIGN

1 INTERLOK™ JOINT



Located between sections, this joint blocks air infiltration due to its triple-contact weatherseal.



Makes sections very strong as it is mechanically interlocked and not bonded.

2 WOOD END BLOCKS



The most effective thermal breaks, they eliminate any transfer of cold or heat between materials.

3 REINFORCED METAL PLATES



With 14-gauge thickness, they are used to solidly attach hinges, handles and operator bracket.

4 HIGH-PERFORMANCE WEATHERSTRIPPING



Our weatherstripping ensures increased weathertightness and stays flexible through the coldest temperatures.

5 POLYURETHANE



High-pressure injected foam provides R-16 thermal resistance for 1 3/4" doors.



Because it adheres to the section walls, it provides a high level of rigidity to the door.

6 CONTINUOUS WOODGRAIN



Up close or at a distance, our embossed woodgrain finish is flawless and very refined.

7 MOLDED WINDOW FRAMES



Both our interior and exterior window frames are molded without joints or any visible screws. They are made of synthetic resin that is sun resistant to keep their good looks over the years.



GARAGA
lab

In garage door comparison tests, Garaga wins hands down. Watch our 45-second videos at garaga.com/lab



To save energy, all components of a garage door must be taken into consideration (joints between sections, weatherstripping, end blocks, etc.) and not just its thermal resistance R-value as that only refers to the construction of the sections.

TODAY'S LOOK!

SIGNED



GARAGA®

Novatech®

Model Standard+ Vog, 10' x 7', Black, Window layout: Left-side Harmony / Coordinated with Vog entry door from Novatech

LiftMaster®

Silent and reliable garage door openers

ELITE SERIES



- Ultra-quiet
- Drive system: belt or chain
- ¾ HP, power: AC or DC



- Ultra-quiet
- Drive system: jackshaft
- Power: DC

PREMIUM SERIES



- Quiet
- Drive system: belt or chain
- ½ HP, power: AC or DC

myQ® Technology

allows you to access, activate and monitor your garage door opener for greater control and security of your home.



8500 25th Avenue
Saint-Georges QC
G6A 1K5
Canada

418 227-9458
info@garaga.com
garaga.com



**YOUR
GARAGA
DISTRIBUTOR**

FOR ALL TECHNICAL SPECIFICATIONS FOR THE STANDARD+ AND THE LATEST UPDATES, VISIT WWW.GARAGA.COM. GARAGA HAS ESTABLISHED CONTINUOUS IMPROVEMENT PROGRAMS FOR ALL ITS PRODUCTS. AS A RESULT OF THIS ONGOING QUEST, TECHNICAL SPECIFICATIONS FOR VARIOUS DOORS ARE SUBJECT TO CHANGE WITHOUT NOTICE. THE COLORS SHOWN ARE AS EXACT AS PRINTING TECHNIQUES WILL ALLOW. PLEASE REQUEST AN ACTUAL COLOR SAMPLE. TRADEMARKS AND REGISTERED TRADEMARKS OF GARAGA INC. ARE DENOTED BY TM AND ® RESPECTIVELY. © GARAGA INC. 2016
- ALL RIGHTS RESERVED - PRINTED IN CANADA - 95107/03/2016/30K

logo FSC