



9405

M O D E L

CARRIAGE HOUSE STEEL


An insulated steel door with classic Carriage House designs



Lexington panel, custom paint, Stockbridge windows, decorative hardware

style. efficiency. safety

defining curb appeal.



Made with polyurethane insulation and high tensile steel, the Model 9405 is rugged, low maintenance, and thermally efficient. The beautiful carriage house designs can be custom painted to add extra style and charm to the exterior of any home



Charleston panel, custom paint, Stockbridge windows, decorative hardware

performance features



Pinch-Resistant Door Panels

Pinch-resistant door panels are designed to push fingers safely out of harm's way when the door is closing.



Thermal Efficiency

The foamed-in-place polyurethane insulation with an R-value of 10* improves the thermal efficiency of a home and blocks unwanted street noise from entering living areas that adjoin the garage. The steel backer adds beauty and strength to the interior of the garage door.



TorqueMaster® Plus Counterbalance

The Wayne Dalton TorqueMaster® Plus is the first counterbalance system to seal springs safely within a steel tube. It contains an anti-drop feature that reduces the risk of door free fall.

*Wayne Dalton uses a calculated door section R-value for our insulated doors.



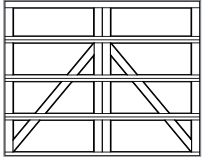
Model 9405 offers a Limited Lifetime Warranty against cracking or splitting due to rust-through and against degradation of the foam insulation. See full warranty for complete details.

1 choose your style:

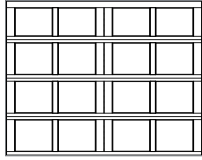
Model 9405 is available in 8', 9', 10', 15', 16' and 18' wide by 7' and 8' high.

Doors measuring 10' wide or more come with a double car door design.

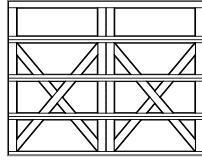
Double car door designs are equivalent to 2 single-car doors side by side.




Charleston




Newport



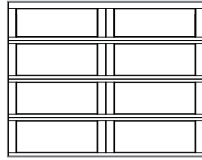
Lexington



Oak Park



Providence



Westfield

2 choose your color:

Choose one of our 15 beautiful factory-finished colors.

Painted Finishes



White



Gray



Clay



Green

Stained Finishes



Mahogany



Walnut



Oak



Green



Gray



Clay



Honduran Mahogany



Red Oak

Two-Toned Painted Finishes

All door sections will be painted in the color chosen. All trim pieces will be white.



Green/White



Gray/White



Clay/White

Actual door colors may vary slightly from brochure photos due to fluctuations in finishing or the printing process.

3 choose your windows:

StyleLine window designs are available in a variety of architectural styles.



Clear II



Stockton III



Arched Stockton



Stockbridge



Cascade III



Waterton III



Arched Stockton Single




Arched Stockton Double

4 choose your hardware:

For our full decorative hardware offering, visit our website at www.Wayne-Dalton.com



Aspen



Barcelona



Fleur De Lis



Spear



AFTER



Garage Door Design Center

www.Wayne-Dalton.com

Go to Wayne-Dalton.com today and click on Design Center. Here you can upload a photo of your home and experiment with panel designs, color options, window styles and hardware designs. Instant curb appeal awaits with just the click of your mouse!

*Charleston panel, custom paint
Stockbridge windows,
decorative hardware*



SOLD AND DISTRIBUTED BY:

2501 S. State Hwy 121 Bus., Ste 200
Lewisville, TX 75067
www.wayne-dalton.com

© 2015 Wayne Dalton, a Division of Overhead Door Corporation. Consistent with our policy of continuing product improvement, we reserve the right to change product specifications without notice or obligation.
Item 325814