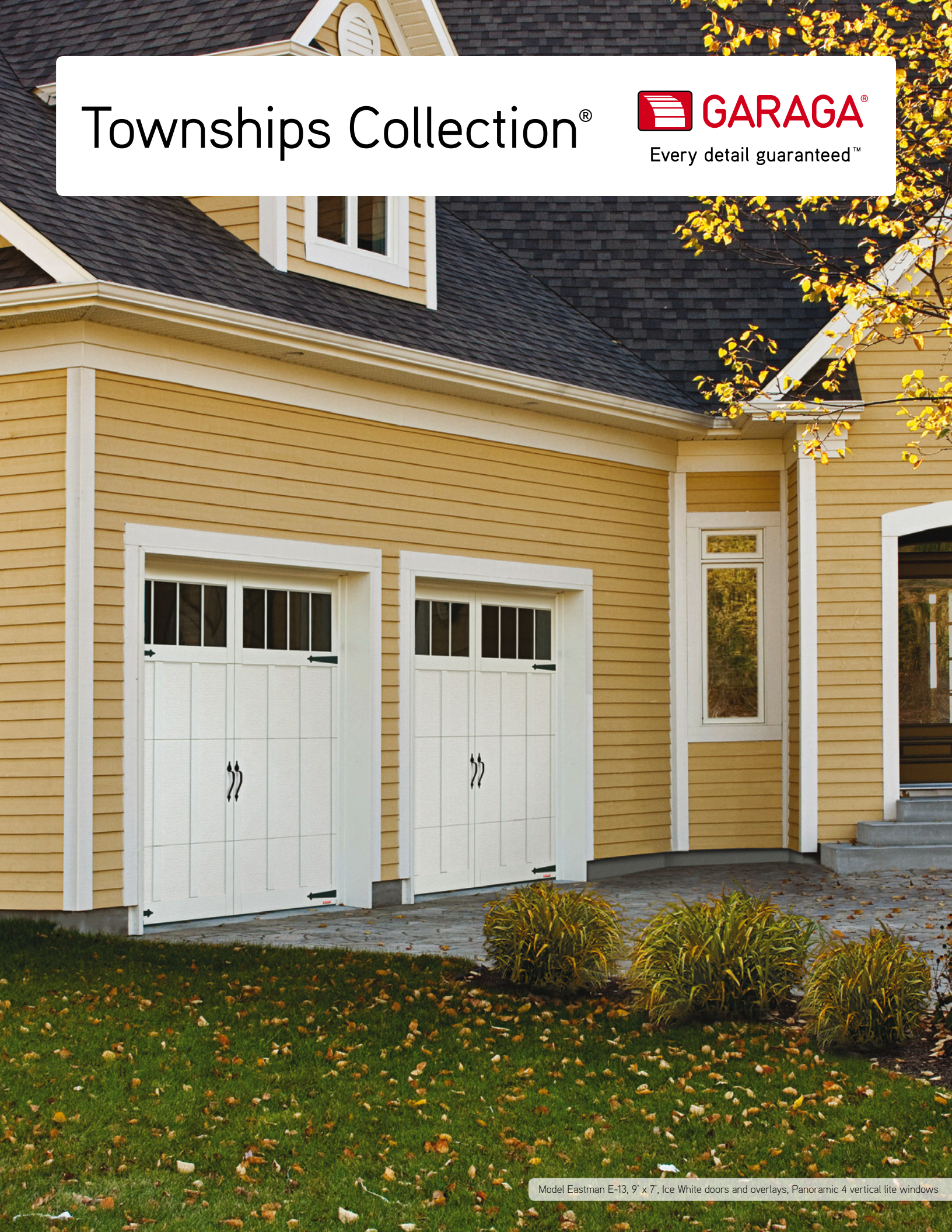


Townships Collection®

 **GARAGA®**
Every detail guaranteed™



WHY HAVE MORE THAN
1.7 MILLION GARAGA
DOORS BEEN INSTALLED
SINCE 1983?

Model Eastman E-23, 9' x 7', Dark Sand door and Desert Sand overlays, Panoramic 4 vertical lite windows

SUPERIOR PERFORMANCE

Get a product that exceeds your expectations. Our garage doors, inspired by Canada's severe weather, are **energy efficient** as they are first and foremost weathertight. They are **strong** and constructed with long-lasting components, rigorously selected to give a flawless finish, both up close and at a distance.



ONE OF THE LARGEST SELECTIONS IN THE INDUSTRY

With nearly **14,000 possible combinations**, you are sure to find the garage door you are looking for. Select style, color and much more by visiting **garaga.com/designcentre**. There, you can create and view online the perfect door to enhance your house and be assured you're making the best decision.



A PICTURE IS WORTH A THOUSAND WORDS

So that you can make an informed decision, all the options you want can be **quickly** calculated then presented to you in a **clear, illustrated quotation**. Once your garage door has been chosen, your quotation is automatically transmitted to our factory to be **precisely custom-crafted**.



Model Cambridge CM, 9' x 7', Desert Sand door and overlays, Panoramic 4 lite windows

TRADITIONAL

Townships Collection®

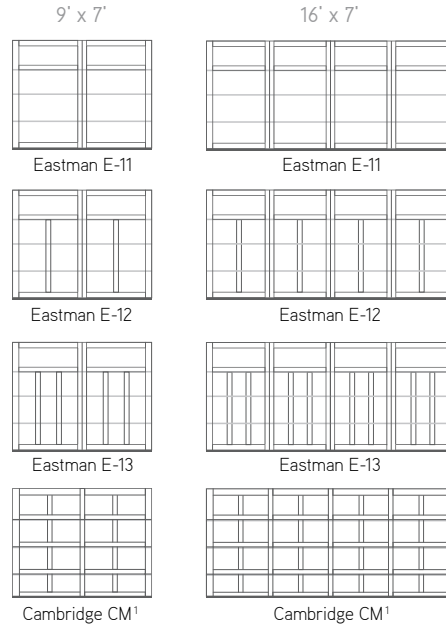
STEEL THICKNESS: 2 3/8" POLYURETHANE, R-16

OVERLAY LAYOUTS



ARCH OVERLAY

Available for Eastman E-11, E-12 and E-13



¹The height of squares in each section is not identical. Consult the window page for details.

COLORS

STANDARD



Ice White[†]



Desert Sand[†]



Claystone[†]



Dark Sand



Moka Brown

[†] Available overlay colors

PREMIUM



Charcoal



Evergreen



Black

SIZES

Widths from 8' to 18', in 1" increments. Heights from 6'6" to 8', in 3" increments. See your garage door dealer for more details on oversized doors available.

WARRANTY

Door sections: limited lifetime

Windows: 10 years against seal defects

Dura+ hardware: 2 years

Weatherstripping: 1 year

Decorative PVC moldings:

10 years (cracking or peeling of the paint)

5 years (delamination)



Visit garaga.com/gentek to see Gentek's equivalent aluminum capping.



Model Cambridge CM, 9' x 7', Ice White door and overlays, Panoramic 4 lite windows



Model Eastman E-12, 9' x 7', Ice White door and overlays, Panoramic 8 lite windows



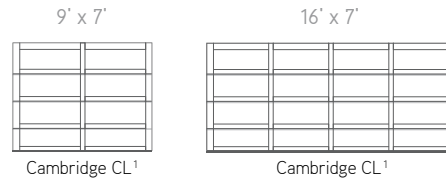
Model Eastman E-11, 16' x 8', Moka Brown door and Ice White overlays, Panoramic 4 vertical lite windows

CONTEMPORARY

Townships Collection®

STEEL THICKNESS: 2 3/8" POLYURETHANE, R-16

OVERLAY LAYOUTS



¹The height of squares in each section is not identical. Consult the window page for details.

COLORS

STANDARD



Ice White†



Desert Sand†



Claystone†



Dark Sand



Moka Brown

†Available overlay colors

PREMIUM



Charcoal



Evergreen



Black

SIZES

Widths from 8' to 18', in 1" increments. Heights from 6'6" to 8', in 3" increments. See your garage door dealer for more details on oversized doors available.

WARRANTY

Door sections: limited lifetime

Windows: 10 years against seal defects

Dura+ hardware: 2 years

Weatherstripping: 1 year

Decorative PVC moldings:

10 years (cracking or peeling of the paint)

5 years (delamination)



Visit garaga.com/gentek to see Gentek's equivalent aluminum capping.



Model Cambridge CL, 16' x 7', Ice White door and overlays



Model Cambridge CL, 11' x 8', Desert Sand doors and overlays



Model Cambridge CL, 16' x 7', Claystone door and overlays, Panoramic Clear windows



Model Cambridge CL, 14' x 7', Ice White door and overlays, Panoramic Clear windows

CARRIAGE HOUSE

Townships Collection®

STEEL THICKNESS: 2 3/8" POLYURETHANE, R-16

OVERLAY LAYOUTS



ARCH OVERLAY

Available for Eastman E-21, E-22 and E-23



COLORS

STANDARD



Ice White[†]



Desert Sand[†]



Claystone[†]



Dark Sand



Moka Brown

[†]Available overlay colors

PREMIUM



Charcoal



Evergreen



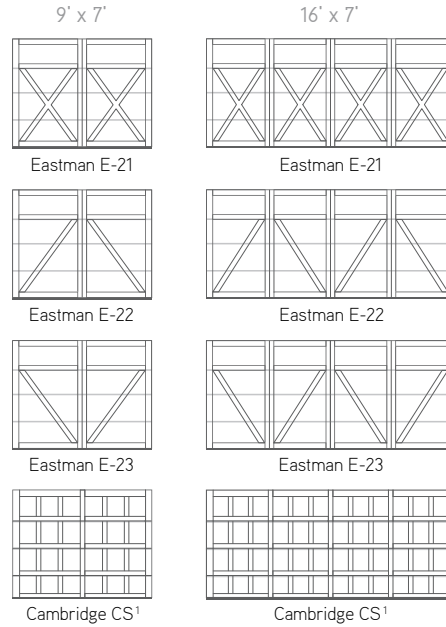
Black



Visit garaga.com/gentek to see Gentek's equivalent aluminum capping.

SIZES

Widths from 8' to 18', in 1" increments. Heights from 6'6" to 8', in 3" increments. See your garage door dealer for more details on oversized doors available.



¹The height of squares in each section is not identical. Consult the window page for details.

DECORATIVE HARDWARE²

HANDMADE WROUGHT IRON TEXTURE



Lis



Door knockers

SLIGHTLY BUMPY TEXTURE



Standard



Cottage

²Available for Eastman E-11, E-12, E-13, E-21, E-22 and E-23.

WARRANTY

Door sections: limited lifetime

Windows: 10 years against seal defects

Dura+ hardware: 2 years

Weatherstripping: 1 year

Decorative PVC moldings:

10 years (cracking or peeling of the paint)

5 years (delamination)



Model Eastman E-21, 8' x 7', Claystone door and Ice White overlays, Panoramic 8 lite windows



Model Cambridge CS, 10' x 7', Ice White door and overlays, Panoramic Clear windows

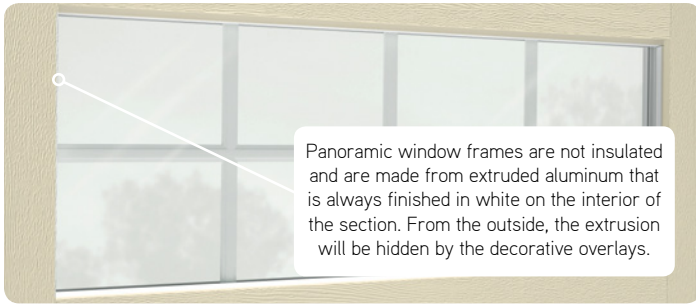


Model Eastman E-23, 10' x 7', Ice White doors and overlays, Panoramic 8 lite windows

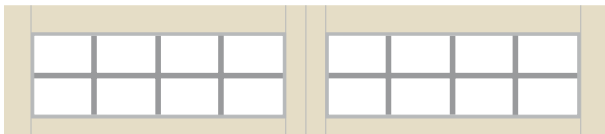
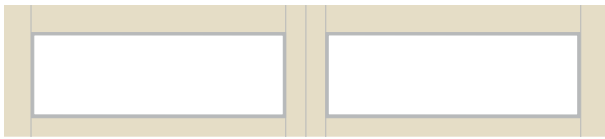
WINDOWS

Windows can only be installed in the top section.

PANORAMIC



The squares widths vary depending on the design and size of the chosen door.



ARCH OVERLAY – EASTMAN LAYOUTS
E-11, E-12, E-13, E-21, E-22 AND E-23

Always installed in the top section and only available with the Panoramic or without windows.

Panoramic Clear

Panoramic 4 vertical lites

Panoramic 8 lites

Without windows

ORION (40" x 13")²




PLASTIC INSERTS (40" x 13")²



For all the available Plastic Inserts, visit garaga.com/inserts.

TYPES OF GLASS



IMPORTANT – CAMBRIDGE LAYOUTS CM, CL AND CS

Due to the architecture, the height of squares in each section is not identical.

Height: 7'

Height: 8'

¹Not available for Cambridge CM and CS layouts.

²Not available for Cambridge CM, CL and CS layouts.

GARAGA CONSTRUCTION MAKES ALL THE DIFFERENCE



RUGGED & DURABLE



THERMALLY EFFICIENT



REFINED DESIGN

1 INTERLOK™ JOINT



Located between sections, this joint blocks air infiltration due to its triple-contact weatherseal.



Makes sections very strong as it is mechanically interlocked and not bonded.

2 WOOD END BLOCKS



The most effective thermal breaks, they eliminate any transfer of cold or heat between materials.

3 REINFORCED METAL PLATES



With 14-gauge thickness, they are used to solidly attach hinges, handles and operator bracket.

4 HIGH-PERFORMANCE WEATHERSTRIPPING



Our weatherstripping ensures increased weathertightness and stays flexible through the coldest temperatures.

5 POLYURETHANE



High-pressure injected foam provides R-16 thermal resistance for 2 3/8" doors (1 3/4" plus overlays).



Because it adheres to the section walls, it provides a high level of rigidity to the door.

6 CONTINUOUS WOODGRAIN



Up close or at a distance, our embossed woodgrain finish is flawless and very refined.

7 OVERLAYS



LaserCraft™ Technology is used for a precise fit between overlays and our Permafix™ Process literally fuses them to the steel sections.



GARAGA
lab

In garage door comparison tests, Garaga wins hands down. Watch our 45-second videos at garaga.com/lab



To save energy, all components of a garage door must be taken into consideration (joints between sections, weatherstripping, end blocks, etc.) and not just its thermal resistance R-value as that only refers to the construction of the sections.



Model Eastman E-22, 8' x 7', Dark Sand doors and Desert Sand overlays, Arch Overlay with Panoramic 4 vertical lite windows

LiftMaster

Silent and reliable garage door openers

ELITE SERIES



- Ultra-quiet
- Drive system: belt or chain
- ¾ HP, power: AC or DC



- Ultra-quiet
- Drive system: jackshaft
- Power: DC

PREMIUM SERIES



- Quiet
- Drive system: belt or chain
- ½ HP, power: AC or DC

myQ Technology

allows you to access, activate and monitor your garage door opener for greater control and security of your home.



8500 25th Avenue
Saint-Georges QC
G6A 1K5
Canada

418 227-9458
info@garaga.com
garaga.com



YOUR
GARAGA
DISTRIBUTOR

FOR ALL TECHNICAL SPECIFICATIONS FOR THE TOWNSHIPS COLLECTION AND THE LATEST UPDATES, VISIT WWW.GARAGA.COM. GARAGA HAS ESTABLISHED CONTINUOUS IMPROVEMENT PROGRAMS FOR ALL ITS PRODUCTS. AS A RESULT OF THIS ONGOING QUEST, TECHNICAL SPECIFICATIONS FOR VARIOUS DOORS ARE SUBJECT TO CHANGE WITHOUT NOTICE. THE COLORS SHOWN ARE AS EXACT AS PRINTING TECHNIQUES WILL ALLOW. PLEASE REQUEST AN ACTUAL COLOR SAMPLE. TRADEMARKS AND REGISTERED TRADEMARKS OF GARAGA INC. ARE DENOTED BY TM AND © RESPECTIVELY. © GARAGA INC. 2016 - ALL RIGHTS RESERVED - PRINTED IN CANADA - 95125/01/2016/20K

